





E-Z LOCK[®]
CONNECTORS
QUICK INSTALL SOLUTIONS

INNOVATION FROM LINE TO LOAD




INSTALL FAST



**CONNECT AND SUPPORT
MC-PCS LUMINARY CABLES**

**E-Z LOCK® 590 SERIES MC
CABLE CONNECTORS**


**MIGHTY-HOLD® USD SERIES
DUPLEX UNIVERSAL STRAPS**



**FIRE SPRINKLER
SYSTEM CONNECTIONS**

**E-Z LOCK® 74ASP SNAP-IN MC
CABLE CONNECTORS**


**MIGHTY-HOLD® UCS SERIES
UNIVERSAL CLAMP STRAPS**



**RAINTIGHT EMT FOR OUTDOOR
LIGHTED PANEL SIGN**

**MIGHTY-SEAL® 251-RT2XL
EXTRA-LONG THREAD EMT
CONNECTORS**

**MIGHTY-SEAL® LB-42RT CONDUIT
BODY WITH INTEGRAL RRAINTIGHT
EMT CONNECTORS**



**PREFABRICATED MULTIPLE
LIGHTING CONNECTIONS**

**MIGHTY-MERGE® 4457-DC
MULTI PORT MC CABLE TO
EMT TRANSITION COUPLINGS**

**E-Z LOCK® 590-DC2
MC CABLE CONNECTORS**


DELIVER MORE



**SITE LIGHTING CONNECTIONS WITH
DUPLEX JACKETED MC/TECK CABLE**

**MIGHTY-SEAL® 695-DC2 DUPLEX
JACKETED MC CABLE CONNECTORS**

**MIGHTY-HOLD® USS-6171
STAINLESS STEEL UNIVERSAL
STRAPS**



**SINGLE AND DUPLEX STEEL
QUICK INSTALL CONNECTIONS**

**E-Z LOCK® AMC-50QI
MC CABLE CONNECTORS**

**E-Z LOCK® AMC-52QI
DUPLEX MC CABLE CONNECTORS**



**JACKETED MC CABLE
CONNECTION AND SUPPORT**

**MIGHTY-SEAL® 595-DC2C
POLYOLEFIN COATED JACKETED
MC CONNECTORS**

**MIGHTY-HOLD® STAINLESS STEEL
JACKETED MC STRAPS**



**FIRE SPRINKLER
SYSTEM CONNECTIONS**

**MIGHTY-MERGE® 5157-DC
COMPRESSION EMT TO MC
TRANSITION COUPLINGS**

**E-Z LOCK® 39ASP SNAP-IN MC
CABLE CONNECTORS**

38ASP E-Z LOCK® CONNECTORS



**ZINC DIE CAST –
INSULATED THROAT – 105°C**

| CATALOG NUMBER | K.O. SIZE | UNIT QTY | STD PKG QTY |
|----------------|-----------|----------|-------------|
| 38ASP | 1/2" | 50 | 500 |


39ASP E-Z LOCK® CONNECTORS



**ZINC DIE CAST –
INSULATED THROAT – 105°C**

| CATALOG NUMBER | K.O. SIZE | UNIT QTY | STD PKG QTY |
|----------------|-----------|----------|-------------|
| 39ASP | 1/2" | 50 | 500 |


74ASP E-Z LOCK® CONNECTORS



**ZINC DIE CAST –
INSULATED THROAT – 105°C**

| CATALOG NUMBER | K.O. SIZE | UNIT QTY | STD PKG QTY |
|----------------|-----------|----------|-------------|
| 74ASP | 3/4" | 25 | 100 |


3838ASP E-Z LOCK® CONNECTORS



ZINC DIE CAST –
INSULATED THROAT – 105°C

| CATALOG NUMBER | K.O. SIZE | UNIT QTY | STD PKG QTY |
|----------------|-----------|----------|-------------|
| 3838ASP | 1/2" | 20 | 200 |
| 3939ASP | 1/2" | 25 | 100 |
| 7474ASP | 3/4" | 20 | 100 |


38ACDS DOUBLE SNAP OLD WORK CONNECTORS



ZINC DIE CAST –
INSULATED THROAT – 105°C

| CATALOG NUMBER | K.O. SIZE | UNIT QTY | STD PKG QTY |
|----------------|-----------|----------|-------------|
| 38ACDS | 1/2" | 50 | 500 |


SG38ASP E-Z LOCK® CONNECTORS



ZINC DIE CAST –
INSULATED THROAT – 105°C

| CATALOG NUMBER | K.O. SIZE | UNIT QTY | STD PKG QTY |
|----------------|-----------|----------|-------------|
| SG38ASP | 1/2" | 50 | 500 |

SG3838ASP E-Z LOCK® CONNECTORS



**ZINC DIE CAST -
INSULATED THROAT - 105°C**


| CATALOG NUMBER | K.O. SIZE | UNIT QTY | STD PKG QTY |
|----------------|-----------|----------|-------------|
| SG3838ASP | 1/2" | 20 | 200 |

AMC-50QI E-Z LOCK® CONNECTORS




**ZINC DIE CAST -
INSULATED THROAT - 105°C**

| CATALOG NUMBER | K.O. SIZE | UNIT QTY | STD PKG QTY |
|----------------|-----------|----------|-------------|
| AMC50QI | 1/2" | 50 | 500 |



AMC-52QI E-Z LOCK® CONNECTORS



ZINC DIE CAST –
INSULATED THROAT – 105°C

| CATALOG NUMBER | K.O. SIZE | UNIT QTY | STD PKG QTY |
|----------------|-----------|----------|-------------|
| AMC-52QI | 1/2" | 25 | 250 |

AMC SERIES E-Z LOCK® CONNECTORS



ZINC DIE CAST –
INSULATED THROAT – 105°C

| CATALOG NUMBER | K.O. SIZE | UNIT QTY | STD PKG QTY |
|----------------|-----------|----------|-------------|
| AMC-50 | 1/2" | 50 | 500 |
| AMC-5075 | 1/2" | 25 | 250 |
| AMC-52 | 1/2" | 25 | 250 |
| AMC-75 | 3/4" | 50 | 100 |



4157-DC MIGHTY-MERGE® TRANSITION COUPLINGS



ZINC DIE CAST

| CATALOG NUMBER | EMT TRADE SIZE | FLEX TRADE SIZE | UNIT QTY | STD PKG QTY |
|----------------|----------------|-----------------|----------|-------------|
| 4157-DC | 3/4" | 3/8" | 25 | 100 |

5157-DC MIGHTY-MERGE® TRANSITION COUPLINGS



ZINC DIE CAST - COMPRESSION EMT STYLE

| CATALOG NUMBER | EMT TRADE SIZE | FLEX TRADE SIZE | UNIT QTY | STD PKG QTY |
|----------------|----------------|-----------------|----------|-------------|
| 5157-DC | 3/4" | 3/8" | 25 | 100 |

4357-DC MIGHTY-MERGE® TRANSITION COUPLINGS



ZINC DIE CAST

| CATALOG NUMBER | EMT TRADE SIZE | FLEX TRADE SIZE | UNIT QTY | STD PKG QTY |
|----------------|----------------|-----------------|----------|-------------|
| 4357-DC | 1" | 3/8" | 5 | 20 |

4457-DC MIGHTY-MERGE® TRANSITION COUPLINGS



ZINC DIE CAST

| CATALOG NUMBER | EMT TRADE SIZE | FLEX TRADE SIZE | UNIT QTY | STD PKG QTY |
|----------------|----------------|-----------------|----------|-------------|
| 4457-DC | 1" | 3/8" | 5 | 20 |

4156-DC MIGHTY-MERGE® TRANSITION COUPLINGS




ZINC DIE CAST

| CATALOG NUMBER | EMT TRADE SIZE | FLEX TRADE SIZE | UNIT QTY | STD PKG QTY |
|----------------|----------------|-----------------|----------|-------------|
| 4156-DC | 1/2" | 3/8" | 10 | 40 |



590 SERIES E-Z LOCK® CONNECTORS




ZINC DIE CAST

| CATALOG NUMBER | K.O. SIZE | UNIT QTY | STD PKG QTY |
|----------------|-----------|----------|-------------|
| 590-DC2 | 1/2" | 50 | 500 |
| 591-DC2 | 1/2" | 50 | 200 |
| 592-DC2 | 3/4" | 25 | 100 |

ZINC DIE CAST - INSULATED THROAT - 105°C

| CATALOG NUMBER | K.O. SIZE | UNIT QTY | STD PKG QTY |
|----------------|-----------|----------|-------------|
| 590-DCI2 | 1/2" | 50 | 500 |

3838-DC2 E-Z LOCK® CONNECTORS




ZINC DIE CAST

| CATALOG NUMBER | K.O. SIZE | UNIT QTY | STD PKG QTY |
|----------------|-----------|----------|-------------|
| 3838-DC2 | 1/2" | 20 | 200 |

ZINC DIE CAST - INSULATED THROAT - 105°C

| CATALOG NUMBER | K.O. SIZE | UNIT QTY | STD PKG QTY |
|----------------|-----------|----------|-------------|
| 3838-DCI2 | 1/2" | 20 | 200 |



BRANCH CIRCUIT BACK END SNAP/FRONT END LOCKNUT SOLUTIONS DRY LOCATION

US SERIES MIGHTY-HOLD® UNIVERSAL STRAPS



ZINC PLATED STEEL

| CATALOG NUMBER | AC/MC CABLE RANGE MIN | AC/MC CABLE RANGE MAX | UNIT QTY | STD PKG QTY |
|----------------|-----------------------|-----------------------|----------|-------------|
| US-4461 | 14/2 (.425") | 10/3 (.61") | 100 | 1000 |
| US-6171 | 10/4 (.617") | 8/3 (.71") | 100 | 1000 |

USD SERIES MIGHTY-HOLD® UNIVERSAL DUPLEX STRAPS



ZINC PLATED STEEL

| CATALOG NUMBER | AC/MC CABLE RANGE MIN | AC/MC CABLE RANGE MAX | UNIT QTY | STD PKG QTY |
|----------------|-----------------------|-----------------------|----------|-------------|
| US-4461 | 14/2 (.425") | 10/3 (.61") | 100 | 1000 |
| US-6171 | 10/4 (.617") | 8/3 (.71") | 100 | 1000 |



590 SERIES MIGHTY-SEAL® JMC CONNECTORS



ZINC DIE CAST

| CATALOG NUMBER | K.O. SIZE | UNIT QTY | STD PKG QTY |
|----------------|-----------|----------|-------------|
| 595-DC2 | 1/2" | 15 | 60 |
| 596-DC2 | 1/2" | 15 | 60 |
| 597-DC2 | 3/4" | 5 | 50 |

ZINC DIE CAST - INSULATED THROAT - 105°C

| CATALOG NUMBER | K.O. SIZE | UNIT QTY | STD PKG QTY |
|----------------|-----------|----------|-------------|
| 595-DCI2 | 1/2" | 15 | 60 |
| 596-DCI2 | 1/2" | 15 | 60 |

895-DC2 90° MIGHTY-SEAL® JMC CONNECTORS



ZINC DIE CAST

| CATALOG NUMBER | K.O. SIZE | UNIT QTY | STD PKG QTY |
|----------------|-----------|----------|-------------|
| 895-DC2 | 1/2" | 10 | 40 |

ZINC DIE CAST - INSULATED THROAT - 105°C

| CATALOG NUMBER | K.O. SIZE | UNIT QTY | STD PKG QTY |
|----------------|-----------|----------|-------------|
| 895-DC12 | 1/2" | 10 | 40 |

590 SERIES MIGHTY-SEAL® POLYOLEFIN COATED JMC CONNECTORS



POLYOLEFIN ZINC DIE CAST

| CATALOG NUMBER | K.O. SIZE | UNIT QTY | STD PKG QTY |
|----------------|-----------|----------|-------------|
| 595-DC2C | 1/2" | 10 | 40 |
| 596-DC2C | 1/2" | 15 | 60 |

SUITABLE FOR DIRECT BURIAL

895-DC2C 90° MIGHTY-SEAL® POLYOLEFIN COATED JMC CON-



**ZINC DIE CAST –
INSULATED THROAT – 105°C**

| CATALOG NUMBER | K.O. SIZE | UNIT QTY | STD PKG QTY |
|----------------|-----------|----------|-------------|
| 895-DC2C | 1/2" | 10 | 40 |

SUITABLE FOR DIRECT BURIAL


695-DC2 MIGHTY-SEAL® JMC CONNECTORS



**ZINC DIE CAST –
INSULATED THROAT – 105°C**

| CATALOG NUMBER | K.O. SIZE | UNIT QTY | STD PKG QTY |
|----------------|-----------|----------|-------------|
| 695-DC2 | 3/4" | 10 | 40 |

**4195-DC MIGHTY-SEAL®
RIGID TO DUPLEX JMC TRANSITION COUPLINGS**



**ZINC DIE CAST –
INSULATED THROAT – 105°C**

| CATALOG NUMBER | K.O. SIZE | UNIT QTY | STD PKG QTY |
|----------------|-----------|----------|-------------|
| 4195-DC | 3/4" | 10 | 40 |


5195-DC MIGHTY-SEAL® EMT TO DUPLEX JMC TRANSITION COUPLINGS



ZINC DIE CAST – COMPRESSION EMT STYLE

| CATALOG NUMBER | K.O. SIZE | UNIT QTY | STD PKG QTY |
|----------------|-----------|----------|-------------|
| 5195-DC | 3/4" | 10 | 40 |

USS-6171 MIGHTY-HOLD® UNIVERSAL STRAPS



ZINC PLATED STEEL

| CATALOG NUMBER | AC/MC CABLE RANGE MIN | MAX | UNIT QTY | STD PKG QTY |
|----------------|--------------------------|-------------|----------|-------------|
| USS-6171 | 12/2 (.55") | 10/3 (.71") | 100 | 1000 |

For more information visit

NSIINDUSTRIES.COM/BRIDGEPORTFITTINGS



BRIDGEPORT'S COMPLETE LINE OF QUICK INSTALL CABLE SOLUTIONS

| CABLE FITTING | ENCLOSURE OPENING K.O. SIZE | CABLE OUTER DIAMETER (O.D.) RANGE | CABLE TYPES LISTED TO NOTE: INCLUDES STEEL AND ALUMINUM | HEALTHCARE FACILITY CABLE | FLEXIBLE METAL CONDUIT NOTE: INCLUDES STEEL AND ALUMINUM (RWFMC) | RECOMMENDED CABLE TYPES NOTE: VERIFY WITH CABLE O.D. INCLUDES STEEL AND ALUMINUM |
|--------------------|-----------------------------|-----------------------------------|--|---------------------------|---|---|
| 38ASP ¹ | 1/2" | .40-.61 | AC/MC/MCI-A/MC-PCS | HCF | 3/8" FMC/RWFMC | 14/2 - 10/3 |
| 39ASP ¹ | 1/2" | .54-.73 | AC/AC90/ACG90/MC/MCI-A/MC-PCS | HCF | | 10/2 - 8/3 |
| 38ACDS | 1/2" | .40-.63 | AC/MC/MCI-A | HCF | 3/8" FMC/RWFMC | 14/2 - 10/3 |
| 3838ASP | 1/2" | .38-.59 | AC/MC/MCI-A/MC-PCS | HCF/HCFMCI-A | 3/8" FMC | 14/2 - 10/3 |
| 3838SP | 1/2" | .38-.59 | AC/MC/MCI-A/MC-PCS | HCF/HCFMCI-A | 3/8" FMC | 14/2 - 10/3 |
| 3939ASP | 1/2" | .54 - .73 | AC/AC90/ACG90/MC/MCI-A/MC-PCS | HCF/HCFMCI-A | | 10/3-8/3 |
| 3939SP | 1/2" | .54 - .73 | AC/MC/MCI-A/MC-PCS | HCF/HCFMCI-A | | 10/3-8/3 |
| 280SP* | 1/2" | .43-.61 | AC/MC/MCI-A | HCF/HCFMCI-A | 3/8" FMC | 14/2 - 10/3 |
| 280SPMB* | 1/2" | .43-.61 | AC/MC/MCI-A | HCF/HCFMCI-A | 3/8" FMC | 14/2 - 10/3 |
| 281SPMB* | 3/4" | .61-.69 | AC/MC/MCI-A | HCF/HCFMCI-A | 3/8" FMC | 10/4 - 8/3 |
| 3838-DC2 | 1/2" | .38-.59 | AC/MC/MCI-A | HCF/HCFMCI-A | 3/8" FMC | 14/2 - 10/2 |
| 3838-DCI2 | 1/2" | .38-.59 | AC/MC/MCI-A | HCF/HCFMCI-A | 3/8" FMC | 14/2 - 10/2 |
| 560MCI-A | 1/2" | .38-.55 | MC/MCI-A | HCFMCI-A | | 14/2 - 10/3 |
| 540-SS | 1/2" | | | | 3/8" FMC | - |
| 590-DC2 | 1/2" | .43-.61 | AC/MC/MCI-A | HCF/HCFMCI-A | 3/8" FMC | 14/2 - 10/3 |
| 591-DC2 | 1/2" | .60-.73 | AC/AC90/ACG90/MC/MCI-A | HCF | | 10/2 - 8/3 |
| 592-DC2 | 3/4" | .73-.85 | AC/AC90/ACG90/MC/MCI-A | HCF | 1/2" FMC/RWFMC | 8/3 - 6/3 |
| 590-DCI2 | 1/2" | .43-.61 | AC/MC/MCI-A | HCF/HCFMCI-A | 3/8" FMC | 14/2 - 10/3 |
| 595-DC2 | 1/2" | .50-.61 | JMC/ TECK90 | | | 12/2 - 10/3 |
| 595-DC2C | 1/2" | .50-.61 | JMC/ TECK90 | | | 12/2 - 10/3 |
| 595-DCI2 | 1/2" | .50-.61 | JMC/ TECK90 | | | 12/2 - 10/3 |
| 596-DC2 | 1/2" | .61-.69 | JMC/ TECK90 | | | 10/4 - 8/3 |
| 596-DC2C | 1/2" | .61-.69 | JMC/ TECK90 | | | 10/4 - 8/3 |
| 596-DCI2 | 1/2" | .61-.69 | JMC/ TECK90 | | | 10/4 - 8/3 |
| 597-DC2 | 3/4" | .83-.84 | JMC/ TECK90 | | | 8/3 - 6/3 |
| 616-NMD | 1/2" | | NM-B | | | 14/2 - 6/2 |
| 617-NMD | 3/4" | | NM-B | | | 8/2 - 6/3 |
| 620-NM | 1/2" | | NM-B | | | 14/2 - 10/3 |
| 621-NM | 3/4" | | NM-B | | | 8/3 - 6/3 |
| 630-NM2 | 3/4" | | NM-B | | | |
| 651SP | 1/2" | | NM-B | | | 14/2-10/3 |
| 695-DC2 | 3/4" | .48-.64 | JMC/ TECK90 | | | 12/2-10/3 JMC |
| | | | | | 12/2-14/4 TECK | |
| 74ASP ¹ | 3/4" | .73-.85 | AC/AC90/ACG90/MC/MCI-A/MC-PCS | HCF | 1/2" FMC | 8/3 - 6/3 |
| 7474ASP | 3/4" | .73-.83 | AC/AC90/ACG90/MC/MCI-A/MC-PCS | HCF/HCFMCI-A | 1/2" FMC | 8/4 - 6/3 |
| 7474SP | 3/4" | .73-.83 | AC/MC/MCI-A/MC-PCS | HCF/HCFMCI-A | 1/2" FMC | 8/4 - 6/3 |
| 802SP | 1/2" | .48-.58 | AC/MC/MC-PCS | HCF | 3/8" FMC | 12/2 - 10/3 |
| 840SP | 1/2" | .44-.61 | AC/MC/MCI-A | HCF/HCFMCI-A | 3/8" FMC | 14/4 - 10/3 |
| 84690SP | 1/2" | .42-.61 | AC/MC/MCI-A | HCF/HCFMCI-A | 3/8" FMC | 14/4 - 10/3 |
| 850SP | 1/2" | .55-.61 | AC/MC | HCF | 3/8" FMC | 12/2 - 10/3 |
| 851ASP | 1/2" | | | | 1/2" FMC | |
| 851SP | 1/2" | | | | 1/2" FMC | |
| 895-DC2 | 1/2" | .50-.61 | JMC/ TECK90 | | | 12/2 - 10/3 |
| 895-DCI2 | 1/2" | .50-.61 | JMC/ TECK90 | | | 12/2 - 10/3 |
| 4156-DC** | 1/2" | .43-.52 | AM/MC/MCI-A | HCF/HCFMCI-A | 3/8" FMC | 14/2 - 12/2 |
| 4195-DC*** | 3/4" | .48-.64 | JMC/TECK90 | | | 12/2-10/3 JMC |
| | | | | | 12/2-14/4 TECK | |
| 4357-DC** | 1" | .43-.61 | AC/MC/MCI-A | HCF/HCFMCI-A | 3/8" FMC | 14/2 - 10/3 |
| 4357-NM | 3/4" | | NM-B | | | |
| 4457-DC** | 1" | .43-.61 | AC/MC/MCI-A | HCF/HCFMCI-A | 3/8" FMC | 14/2 - 10/3 |
| 5195-DC** | 3/4" | .48-.64 | JMC/TECK90 | | | 12/2-10/3 JMC |
| | | | | | 12/2-14/4 TECK | |
| AMC-50 | 1/2" | .40-.62 | AC/MC/MCI-A | HCF/HCFMCI-A | 3/8" FMC | 14/2 - 10/3 |
| AMC-5075 | 1/2" | .62-.92 | AC/MC/MCI-A | HCF/HCFMCI-A | 1/2" FMC | 10/4 - 6/4 |
| AMC-52 | 1/2" | .43-.62 | AC/MC/MCI-A | HCF/HCFMCI-A | 3/8" FMC | 14/2 - 10/3 |
| AMC-75 | 3/4" | .56-.81 | AC/MC | HCF | 1/2" FMC | 10/3 - 6/3 |
| AMC-50QI | 1/2" | .40-.61 | AC/MC/MCI-A | HCF/HCFMCI-A | 3/8" FMC | 14/2 - 10/3 |
| AMC-52QI | 1/2" | .40-.61 | AC/MC/MCI-A | HCF/HCFMCI-A | 3/8" FMC | 14/2 - 10/2 |
| GF38SP | 1/2" | | | | 3/8" FMC | |
| GF50SP | 1/2" | | | | 1/2" FMC | |
| SG3838ASP | 1/2" | .42-.61 | AC/MC/MCI-A | HCF/HCFMCI-A | 3/8" FMC | 14/2 - 10/3 |
| SG38ASP | 1/2" | .42-.61 | AC/MC/MCI-A | HCF/HCFMCI-A | 3/8" FMC | 14/2 - 10/3 |

¹SUITABLE FOR USE WITH MC-PCS POWER AND CONTROL ALONG WITH MULTI-CONDUCTOR MC CABLES (PER OUTSIDE DIAMETER OF CABLE)
*EMT TO FMC/AC/MC COMBINATION COUPLING ** EMT TO MULTI MC COMBINATION COUPLING *** RIGID TO MULTI JMC TRANSITION COUPLING

